

NATURE JOURNAL WALK

Objective: Students will make a nature walk notebook to hold materials and their writings found on a walk.

Illinois State Goals: 12.E., 13.A.

Top Book Hits:

Ten-Minute Field Trips, Third Edition by H. R. Russell;

ISBN-13: 978-0873550987

No Student Left Indoors: Creating a Field Guide to Your Schoolyard by Jane Kirkland; **ISBN-13:** 978-0970975454

Materials needed:

- Paper bags, brown or white lunch sized
- Rubber bands
- Small sticks

Procedure:

1. After making the booklets, take the students outside on a nature walk.
2. The theme of this walk could be seeds, leaves, a particular color, or a season.
3. Have the students take their books out with them to fill with found objects.
4. Once back in the classroom, the students may share with others what they found on the hike. If they'd like, they can label their book pages or decorate them with found objects.

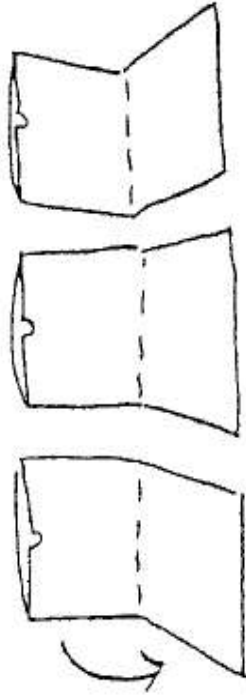


Explore More: A Walk in the Woods – <http://urbanext.illinois.edu/woods/>

Give credit where credit is due...this activity booklet adapted from Smart Lesson Plans.

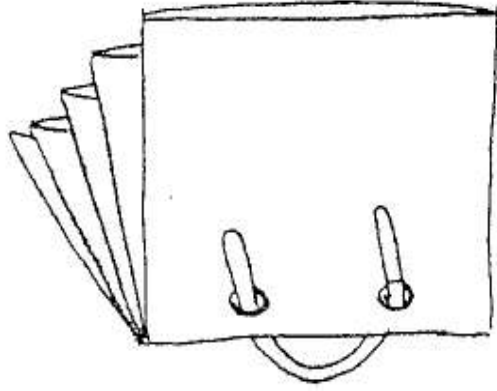
Step 1: Fold Bags

Use 3 bags per book. Fold all 3 bags in half.



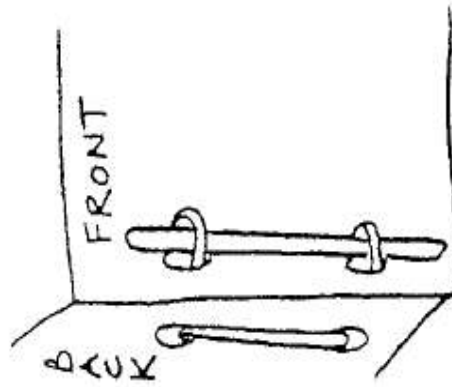
Step 2: Insert Rubber Band

Punch two holes at folded edge and insert rubber band from back.




Step 3: Insert Stick or Twig

Insert stick through rubber band loops at front. Insert top first, then bottom.



Step 4: Decorate

Decorate as you choose.



Give credit where credit is due...this activity booklet adapted from Smart Lesson Plans.